


Dinos Theme




Sensory: Dino World

Supplies needed:

- Sand
- nature treasures (Collected)
- Dinos

Process:

Put all the items into your sensory bin and let your child explore the materials. Adding nature treasures like sticks, rocks, and leaves can make it even more fun.




Dinos

+



sand

+



nature

Nature: Dino Egg Hunt

Supplies needed:

- Dino Egg Printable

Process:

Print, cut, and laminate the dino eggs below. Hide them outside in various places. Ask your child if they want to help you "save" dinosaur eggs. They will usually say yes. Have fun finding the different dino eggs!

Dinosaur Eggs



Art: Paint a Planet


Supplies needed:

- Dinosaur Cut out
- paint
- paint brush
- Canvas panel or water color paper

Process:

Lay the dinosaur cut out on top of the paper or canvas. Allow your child to paint over it.

Encourage them to paint all over the entire dinosaur and outside of it as well. Remove the dinosaur and show they how it left the outline of a dinosaur!



Dino cutout



canvas



paint



brush

Science: Make a Volcano

Supplies needed:

- lava colored paint
- baking soda
- jar or cup
- vinegar
- dish soap
- water



Process:

Talk to your child about how scientist believe there were a lot of volcanoes around during the time of the dinosaurs and ask them if they want to make one. Fill your cup about 1/3 of the way with water, a dash of soap, a teaspoon of paint, and a teaspoon of baking soda. Have your child add the vinegar and watch the magic happen!

Outer Space Book List

Dinosaurs: A Visual Encyclopedia, 2nd Edition Hardcover – by DK

My Encyclopedia of Very Important Dinosaurs: Discover more than 80 Prehistoric Creatures by DK

World of Dinosaurs Hardcover by Tom Evans (Author), Paul Kobasa (Editor)

Dinosaurs, Dinosaurs by Byron Barton

Smithsonian Kids: Digging for Dinosaurs by Jaye Garnett (Author), Cottage Door Press (Author), John Joven (Illustrator)



Dinos Theme

